



# PLANCHA GALVANIZADA



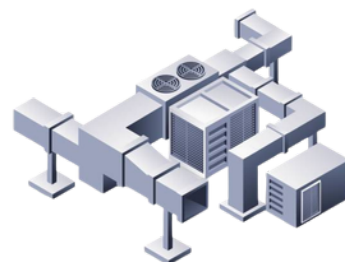
## ESPESOR:

0.45mm 0.7mm 0.9mm 1.1mm 1.4mm

## Industria metal mecánica



Techos



Industria: ductos



Mobiliario Urbano: